



**T/LE LIKE
NEVER BEFORE**

SUPER WHITE | 800X1600 MM

SUITABLE APPLICATIONS



Residential



Commercial
Building



Hotel,
Restaurant



Hospital



Airport



School,
College



Gymnasium



Hall &
corridor



Mall & Super
Market



Industry



Spa



Religious
Place

TECHNICAL SPECIFICATIONS



Long
Durability



Easy to
Clean



Impact
Resistance



Hygienic
Surface



Fire
Resistance



Chemical
Resistance



Frost
Resistance



Low Water
Absorption



Dimensional
Stability



Easy
Installation



Thermal
Resistance



Crazing
Resistance

INTERACTIVE GUIDE



Please Click
the corresponding tiles
to view specific tile details.



Click on the Logo
to return to the previous
index page.



INDEX

	BASIL WHITE	05
	BIANCO STONE	08
	COSMIC MARBLE	11
	IBIZA GREY	14
	MARBLE WHITE	17
	NEW CARARA	20
	SATUARIO	23
	SATUARIO NATURAL	26
	SATUARIO UNIQUO	29
	ULTIMO	32
	TECHNICAL SPECIFICATION	35



BASIL WHITE
SUPER WHITE | 800x1600 MM







BASIL WHITE
SUPER WHITE | 800x1600 MM



BIANCO STONE
SUPER WHITE | 800x1600 MM






BIANCO STONE
SUPER WHITE | 800x1600 MM



COSMIC MARBLE
SUPER WHITE | 800x1600 MM






COSMIC MARBLE
SUPER WHITE | 800x1600 MM



IBIZA GREY

SUPER WHITE | 800x1600 MM





IBIZA GREY


SUPER WHITE | 800x1600 MM



MARBLE WHITE

SUPER WHITE | 800x1600 MM




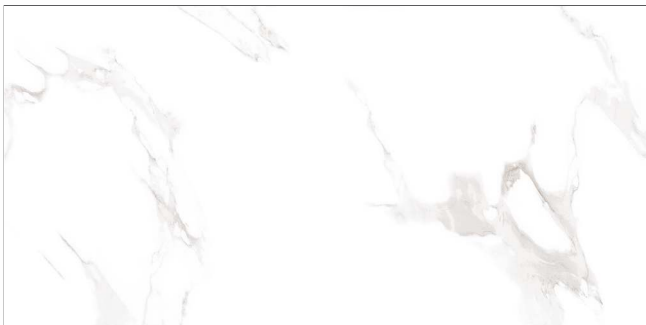



MARBLE WHITE
SUPER WHITE | 800x1600 MM



NEW CARARA
SUPER WHITE | 800x1600 MM





NEW CARARA

SUPER WHITE | 800x1600 MM




SATUARIO

SUPER WHITE | 800x1600 MM







SATUARIO
SUPER WHITE | 800x1600 MM




SATUARIO NATURAL
SUPER WHITE | 800x1600 MM





SATUARIO NATURAL

SUPER WHITE | 800x1600 MM




SATUARIO UNIQO
SUPER WHITE | 800x1600 MM






SATUARIO UNIQO
SUPER WHITE | 800x1600 MM



ULTIMO

SUPER WHITE | 800x1600 MM





ULTIMO
SUPER WHITE | 800x1600 MM

TECHNICAL SPECIFICATIONS

Sr no.	Characteristics	International Std. ISO 13006 / En 14411 Group Bla	Specifications of Metro	Method Of Testing
Dimensions & Surface Quality				
1	Length	±0.6%	±0.1%	ISO 10545-2
2	Thickness	±5.0%	±3.0%	ISO 10545-2
3	Straightness Of Sides	±0.5%	±0.1%	ISO 10545-2
4	Rectangularity	±0.5%	±0.1%	ISO 10545-2
5	Surface Flatness	±0.5%	±0.1%	ISO 10545-2
6	Glossiness (Only For Polished Products)	Declared By Manufacturer	92-105%	ISO 2813(Gloss Meter)
7	Surface Quality	Min. 95% Tiles Should Be Free From Defects	Min. 98% Tiles Are Free From Defects	ISO 10545-2
Physical Characteristics				
8	Water Absorption	E≤ 0.50%	≤ 0.50%	ISO 10545-3
9	Moh's Hardness	≥ 6	≥ 6	ISO 10545-3
10	Moisture Expansion	Nil	Nil	ISO 10545-10
11	Abrasion Resistance	Declared By Manufacturer	Pei 3-5 (Depend On Product)	ISO 10545-7
Mechanical Characteristics				
12	Flexural Strength (MOR)	≥ 35 N/mm ² (350 Kg/cm ²)	≥ 37 N/mm ² (370 Kg/cm ²)	ISO 10545-4
13	Breaking Strength	1300 Newton	2000 Newton	ISO 10545-4
14	Impact Resistance	Declared By Manufacturer	No Indentation or Cracking	ISO 10545-5
Safety Characteristics				
15	Skid Resistance(Dynamic Friction Coefficient)	≥ 0.4	≥ 0.4	ISO 10545-17
16	Density	≥ 2.0 Gm/cc	≥ 2.3 Gm/cc	DIN 51082
Thermo Photo Characteristics				
17	Thermal Shock Resistance	Resistant to 10 Cycles	Pass Min. 10 Cycles	ISO 10545-9
18	Frost Resistance	Frost Proof	Need To Comply With The Standard	ISO 10545-12
19	Coefficient of Linear Thermal Expansion	9x10 ⁻⁶ K ⁻¹	> 5.86x10 ⁻⁶ K ⁻¹	ISO 10545-8
20	Color Resistance to UV Light	Resistant	Resistant	ISO 10545-16
Chemical Characteristics				
17	Chemical Resistance: Household Chemicals & Swimming Pool Salts	Min. Class - Gb	Conform to Classes - Ga	ISO 10545-13
18	Chemical Resistance: Low Concentration Acids & Alkalis	Min. Class - Glb	Conform to Classes - Gla	ISO 10545-13
19	Chemical Resistance: High Concentration Acids & Alkalis	Min. Class - Ghb	Conform to Classes - Gha	ISO 10545-13
20	Stain Resistance	Min. Class - 3	Conform to Classes - 4	ISO 10545-14

Packing Details:

Tile Size	No. of Tiles Per Box	Coverage Area (Approx.) (Sq. Mtrs.)	Coverage Area (Approx.) (Sq. Mtrs.)	Box Weight (Approx.) (Kgs.)
800mm X 1600mm	2 pcs.	2.56 sq. Mtr	27.55 sq. Ft	52 kgs